

Year 3: Information Technology

Key Learning



The **Green Screen** app or the **iMovie** app can be used to create video content.



You can add multiple media clips together to create a new piece of **media**.




Google Sheets can be used to input data into a **spreadsheet**.



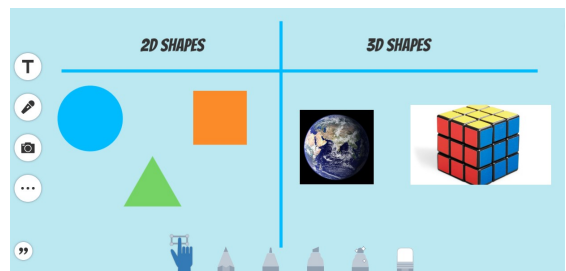
If you are on a Microsoft computer you would use Microsoft Excel.

Add **backgrounds** using the + sign and choose the picture for the background from your camera roll.

You can include more than one background if required.



The touchpad on a laptop has two buttons, the left and right click function. You may use a mouse for the same purpose.



Use the right click function to **cut**, **copy** or **paste** text or images.

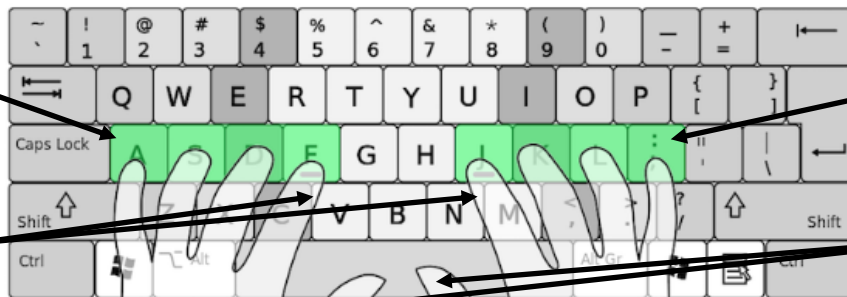


Seesaw can be used to create an interactive book or webpage using the drawing function. It can also be used for **data handling**.



Use your left hand to type the keys

A S D F G



Use your right hand to type the keys

H J K L

Index finger is used for the key strokes.

Thumb is used for balance when using the **touchpad** or **keyboard**.

Key Vocabulary

Left click function	This button is used to select, open and close links
Right click function	This button is used for opening pop-up menus
Index fingers	The next finger to the thumb on each hand, The first fingers used to type.
Spreadsheet	A document that includes data, usually shown as a table with rows and columns.
Media	A way of communicating using pictures, text and videos.
Data	Facts and statistics collected together, usually numbers.
Sequence	The order things happen.