

Year 1: Local Geography

'Our classroom and Playgrounds'

Key Learning

Our School is in a **town** called **Swinton**.

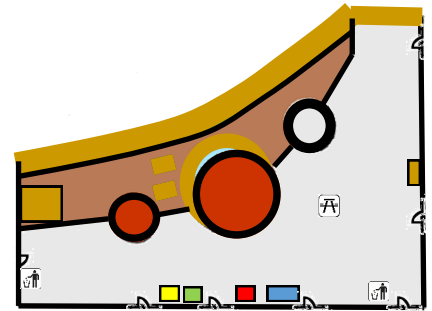
Towns have **houses** and **shops**. Some towns have **factories** and **offices**.

Swinton is in a **country** called **England**.



This is a photograph of our school playground from above.

It shows a **birds eye view**.



Maps can be made by looking at photos from above.

Words like forwards, backwards, left and right, near and far can be used to describe where things are or which way to travel.

Symbols are simple pictures which can be used on maps to show where things are:



bin



Picnic bench




door



toilet





The weather is different at different times of the year. These are called the seasons. There are 4 seasons.

We can describe what is happening outside by talking about the **weather**. Symbols can be used to show what the weather is like.



We can find out about where we live and other places in the world by **observing** and collecting information. This is called **Fieldwork**. We can collect information about litter in our area and show what we found out on a tally chart.

Category	Tally Mark	Count
Paper		4
Metal		2
Glass		4
Food Wrappers		6

Spring 	In spring flowers and trees begin to grow and bloom. It starts to get warmer.
Summer 	This is the warmest time of year with the least amount of rain.
Autumn 	In autumn it begins to get cooler and leaves fall off some trees.
Winter 	This is coldest time of the year. Lots of trees lose their leaves in winter.

Key Vocabulary

Country	Land where people live.
Town	A place where people live and work. Towns have houses and shops. Some towns have factories and offices.
Weather	A way of describing what is happening outside. For example if it is hot or cold, wet or dry.
Season	There are 4 seasons. Each one is a time of year where the weather is usually similar.
Birds eye view	What something looks like when you are looking directly down on it.
symbol	A simple picture that is used to represent a place or object.
near	When something is close by
far	When something is a long way away.
observing	Looking carefully at something.
fieldwork	Finding out about somewhere by observing and collecting information